


# EGYHHTT-65A-R6



14-port, 1.5m, multiband antenna, RF port assignments are as follows: R1 = 694–862, R2 = 880–960, G1 = 1427-1518, B1 & B2 = 1695–2180 and Y1 & Y2 = 2490-2690 MHz, 65° HPBW, 6x RET. Y1 & Y2 share a common RET

- Electrical tilt settings applicable to RF Ports R1, R2, G1, B1 & B2 can be set independently (See Array Layout and RET Table below)
- A common electrical tilt setting is shared by RF Ports Y1 & Y2
- All Internal RET actuators are connected in “Cascaded SRET” configuration

This product will be discontinued on: December 31, 2025

## General Specifications

Antenna Type	Sector
Band	Multiband
Grounding Type	RF connector inner conductor and body grounded to reflector and mounting bracket
Performance Note	Outdoor usage
RF Connector Interface	4.3-10 Female
RF Connector Location	Bottom
RF Connector Quantity, high band	0
RF Connector Quantity, mid band	10
RF Connector Quantity, low band	4
RF Connector Quantity, total	14

## Remote Electrical Tilt (RET) Information

RET Hardware	CommRET v2
RET Interface	8-pin DIN Female   8-pin DIN Male
RET Interface, quantity	1 female   1 male
Input Voltage	10–30 Vdc
Internal RET	Low band (2)   Mid band (4)
Power Consumption, active state, maximum	8 W
Power Consumption, idle state, maximum	1 W

# EGYHHTT-65A-R6

Protocol

3GPP/AISG 2.0 (Single RET)

## Dimensions

Width

350 mm | 13.78 in

Depth

208 mm | 8.189 in

Length

1499 mm | 59.016 in

Net Weight, antenna only


28.8 kg | 63.493 lb

## Array Layout

Array	Freq (MHz)	Conns	RET (SRET)	AISG RET UID
R1	694-862	1-2	1	CPxxxxxxxxxxxxxxR1
R2	880-960	3-4	2	CPxxxxxxxxxxxxxxR2
G1	1427-1518	5-6	3	CPxxxxxxxxxxxxxxG1
B1	1695-2180	7-8	4	CPxxxxxxxxxxxxxxB1
B2	1695-2180	9-10	5	CPxxxxxxxxxxxxxxB2
Y1	2490-2690	11-12	6	CPxxxxxxxxxxxxxxY1
Y2	2490-2690	13-14		

## Port Configuration

# EGYHHTT-65A-R6



## Electrical Specifications

Impedance	50 ohm
Operating Frequency Band	1427 – 1518 MHz   1695 – 2180 MHz   2490 – 2690 MHz   694 – 862 MHz   880 – 960 MHz
Polarization	±45°
Total Input Power, maximum	800 W @ 50 °C

## Electrical Specifications

Frequency Band, MHz	698–806	790–862	880–960
CPR at Boresight, dB	17	17	19

## Electrical Specifications

Frequency Band, MHz	1427–1518	1695–1995	1695–1995	1920–2180	1920–2180	2490–2690	2490–2690
CPR at Boresight, dB	17	24	23	22	23	18	19

## Mechanical Specifications

Wind Loading @ Velocity, frontal	239.0 N @ 150 km/h (53.7 lbf @ 150 km/h)
Wind Loading @ Velocity, lateral	201.0 N @ 150 km/h (45.2 lbf @ 150 km/h)
Wind Loading @ Velocity, maximum	507.0 N @ 150 km/h (114.0 lbf @ 150 km/h)
Wind Loading @ Velocity, rear	254.0 N @ 150 km/h (57.1 lbf @ 150 km/h)
Wind Speed, maximum	241 km/h (150 mph)

# EGYHHTT-65A-R6

## Packaging and Weights

Width, packed	456 mm   17.953 in
Depth, packed	357 mm   14.055 in
Length, packed	1643 mm   64.685 in
Weight, gross	38.2 kg   84.216 lb

## Regulatory Compliance/Certifications

Agency	Classification
CE	Compliant with the relevant CE product directives
CHINA-ROHS	Above maximum concentration value
ISO 9001:2015	Designed, manufactured and/or distributed under this quality management system
ROHS	Compliant/Exempted
UK-ROHS	Compliant/Exempted




## Included Products

BSAMNT-3	–	Wide Profile Antenna Downtilt Mounting Kit for 2.4 - 4.5 in (60 - 115 mm) OD round members. Kit contains one scissor top bracket set and one bottom bracket set.
----------	---	--

## \* Footnotes

Performance Note	Severe environmental conditions may degrade optimum performance
------------------	---

# BSAMNT-3



Wide Profile Antenna Downtilt Mounting Kit for 2.4 - 4.5 in (60 - 115 mm) OD round members. Kit contains one scissor top bracket set and one bottom bracket set.

## Product Classification

**Product Type** Downtilt mounting kit

## General Specifications

**Application** Outdoor

**Color** Silver

## Dimensions

**Compatible Diameter, maximum** 115 mm | 4.528 in

**Compatible Diameter, minimum** 60 mm | 2.362 in

**Weight, net** 6.2 kg | 13.669 lb

## Material Specifications

**Material Type** Galvanized steel

## Packaging and Weights

**Included** Brackets | Hardware

**Packaging quantity** 1

**Weight, gross** 6.4 kg | 14.11 lb

## Regulatory Compliance/Certifications

Agency	Classification
CE	Compliant with the relevant CE product directives
CHINA-ROHS	Below maximum concentration value
ISO 9001:2015	Designed, manufactured and/or distributed under this quality management system
REACH-SVHC	Compliant as per SVHC revision on <a href="http://www.andrew.com/ProductCompliance">www.andrew.com/ProductCompliance</a>
ROHS	Compliant
UK-ROHS	Compliant

# BSAMNT-3

---

