

RRZZ-65D-R4N47G



8-port sector antenna, 4x 694-960 and 4x 1427- 2690 MHz, 65° HPBW, 4x RET

- High radiation and pattern efficiency for improved coverage area, capacity or reduced power consumption for a given area
- Reduces the amount of aluminum used to minimize CO2 release
- Innovative aerodynamic shape optimized for reduced wind loading in every direction
- SEED® antenna providing high gain and improved efficiency
- Retractable tilt indicator rods
- Includes integrated GPS (APS-XT-GPS)

General Specifications

Antenna Type	Sector
Band	Multiband
Grounding Type	RF connector inner conductor and body grounded to reflector and mounting bracket
Performance Note	Outdoor usage
RF Connector Interface	4.3-10 Female
RF Connector Location	Bottom
RF Connector Quantity, mid band	4
RF Connector Quantity, low band	4
RF Connector Quantity, total	8

Remote Electrical Tilt (RET) Information

RET Hardware	CommRET v2
RET Interface	8-pin DIN Female 8-pin DIN Male
RET Interface, quantity	2 female 2 male
Input Voltage	10–30 Vdc
Internal RET	Low band (2) Mid band (2)
Power Consumption, active state, maximum	10 W
Power Consumption, idle state, maximum	2 W
Protocol	3GPP/AISG 2.0 (Single RET)


Dimensions

Width	468 mm 18.425 in
--------------	--------------------

RRZZ-65D-R4N47G

Depth	228 mm 8.976 in
Length	2769 mm 109.016 in
Net Weight, without mounting kit	37.8 kg 83.335 lb

Array Layout



Array ID	Frequency (MHz)	RF Connector	RET (SRET)	AISG No.	RET UID
R1	694-960	1 - 2	1	AISG1or2	CPxxxxxxxxxxxxxxxxR1
R2	694-960	3 - 4	2	AISG1or2	CPxxxxxxxxxxxxxxxxR2
Y1	1427-2690	5 - 6	3	AISG1or2	CPxxxxxxxxxxxxxxxxY1
Y2	1427-2690	7 - 8	4	AISG1or2	CPxxxxxxxxxxxxxxxxY2


(Sizes of colored boxes are not true depictions of array sizes)

Port Configuration



Logo Image

RRZZ-65D-R4N47G



Electrical Specifications

Impedance	50 ohm
Operating Frequency Band	1427 – 2690 MHz 694 – 960 MHz
Polarization	±45°
Total Input Power, maximum	1,200 W @ 50 °C

Electrical Specifications

	R1,R2	R1,R2	R1,R2	Y1,Y2	Y1,Y2	Y1,Y2	Y1,Y2	Y1,Y2
Frequency Band, MHz	698–806	790–894	890–960	1427–1518	1695–1995	1920–2300	2300–2500	2490–2690
RF Port	1-4	1-4	1-4	5-8	5-8	5-8	5-8	5-8
Gain at Mid Tilt, dBi	16.5	17.2	17.5	17.3	18.6	18.8	19.5	19.8
Beamwidth, Horizontal, degrees	72	65	61	63	61	67	63	59
Beamwidth, Vertical, degrees	7.5	6.8	6.1	7.5	6.1	5.4	5	4.6
Beam Tilt, degrees	2–12	2–12	2–12	2–12	2–12	2–12	2–12	2–12
USLS (First Lobe), dB	18	17	16	19	23	20	18	18
Front-to-Back Ratio at 180°, dB	34	34	32	31	39	36	37	39
Front-to-Back Total Power at 180° ± 30°, dB	22	24	24	22	30	31	33	33
CPR at Boresight, dB	22	26	25	20	20	15	15	18
Isolation, Cross Polarization, dB	25	25	25	25	25	25	25	25
Isolation, Inter-band, dB	25	25	25	25	25	25	25	25
VSWR Return loss, dB	1.5 14.0	1.5 14.0	1.5 14.0	1.5 14.0	1.5 14.0	1.5 14.0	1.5 14.0	1.5 14.0
PIM, 3rd Order, 2 x 20 W, dBc	-153	-153	-153	-153	-153	-153	-153	-153
Input Power per Port at 50°C,	300	300	300	250	250	250	200	200

RRZZ-65D-R4N47G

maximum, watts

Mechanical Specifications

BASTA Version, mechanical	BASTA v12
Wind Loading @ Velocity, frontal	547.0 N @ 150 km/h (123.0 lbf @ 150 km/h)
Wind Loading @ Velocity, lateral	470.0 N @ 150 km/h (105.7 lbf @ 150 km/h)
Wind Loading @ Velocity, maximum	976.0 N @ 150 km/h (219.4 lbf @ 150 km/h)
Wind Loading @ Velocity, rear	583.0 N @ 150 km/h (131.1 lbf @ 150 km/h)
Wind Speed, maximum	241 km/h (150 mph)

Packaging and Weights

Width, packed	566 mm 22.283 in
Depth, packed	380 mm 14.961 in
Length, packed	3001 mm 118.15 in
Weight, gross	52.8 kg 116.404 lb

Regulatory Compliance/Certifications

Agency	Classification
ISO 9001:2015	Designed, manufactured and/or distributed under this quality management system
UK-ROHS	Compliant


Included Products

BSAMNT-2F	–	Mounting bracket for cylindrical pipe installations (60-115mm pipe diameter) for fix mechanical tilt applications.
-----------	---	--

* Footnotes

Performance Note	Severe environmental conditions may degrade optimum performance
-------------------------	---

BSAMNT-2F



Mounting bracket for cylindrical pipe installations (60-115mm pipe diameter) for fix mechanical tilt applications.

Product Classification

Product Type Fixed tilt mounting kit

General Specifications

Application Outdoor

Color Silver

Dimensions

Compatible Diameter, maximum 115 mm | 4.528 in

Compatible Diameter, minimum 60 mm | 2.362 in

Weight, net 3.8 kg | 8.378 lb

Material Specifications

Material Type Galvanized steel

Packaging and Weights

Included Brackets | Hardware

Packaging quantity 1

Weight, gross 4 kg | 8.818 lb

Regulatory Compliance/Certifications

Agency	Classification
CE	Compliant with the relevant CE product directives
CHINA-ROHS	Below maximum concentration value
ISO 9001:2015	Designed, manufactured and/or distributed under this quality management system
REACH-SVHC	Compliant as per SVHC revision on www.andrew.com/ProductCompliance
ROHS	Compliant
UK-ROHS	Compliant

BSAMNT-2F

